



Amazon Alexa Guide

How To Configure Amazon Alexa for your SMRT LED+ device.

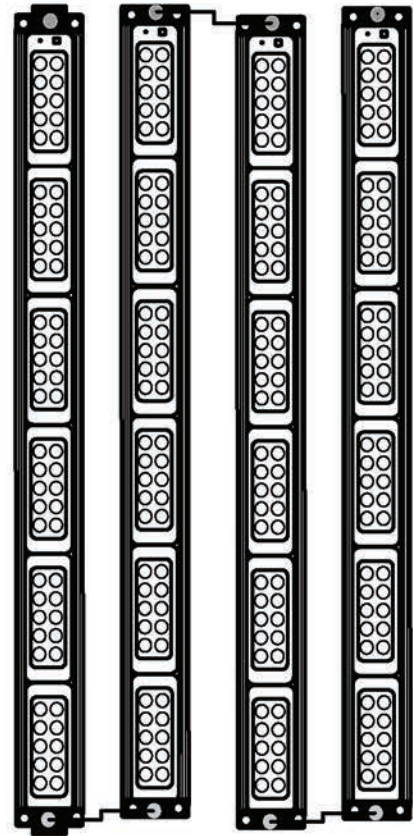
Congratulations on purchasing a life long lasting SMRT LED+ X3, X5, or X6 Series. Powered by GR8 TEK, Bringing Technology to Light.

You are now doing your part in lowering your carbon footprint. We noticed the trend of new green initiatives but noticed nothing had changed with power consumption. We decided to undertake this challenge and provide our solution.

Starting with the SMRT LED+ X3, X5 & X6 Series lights. The most energy-efficient indoor grow light. The first scalable non-ballast grow light producing up 5000 Lumens on 3ft of coverage.

A single light module operates on 5V of power and with its internal micro transformer delivers the most brightest and energy-efficient current with full control of the deepest color visible light spectrums to directly benefit your plants effectively for optimal growth.

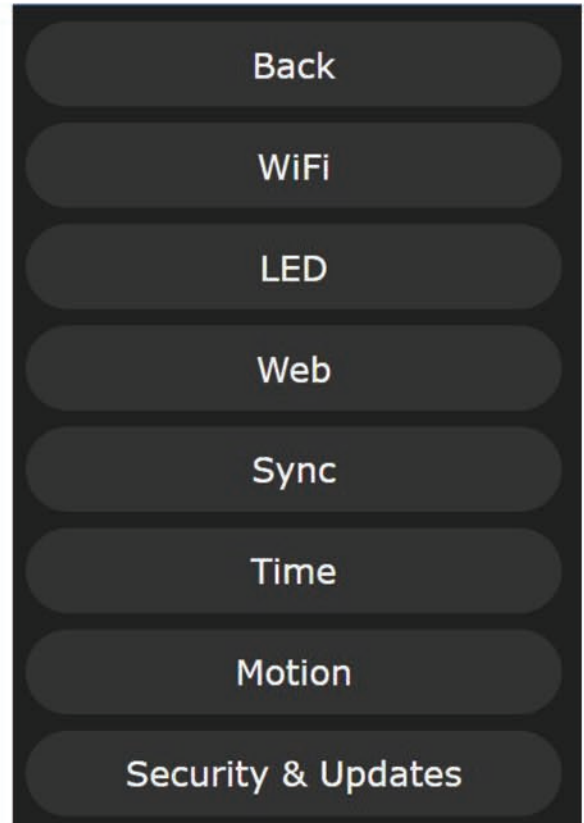
Stay Powered by GR8 TEK with Battery Back-up to fully support you. [optional]



A

Amazon Alexa Sync Setup:

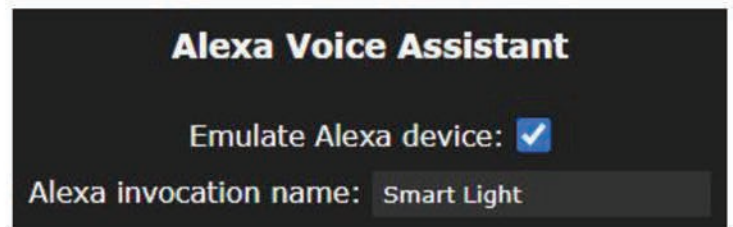
Select Sync from Config menu.



Scroll to Alexa Voice Assistant section.

Select checkbox for Emulate Alexa device.


Enter a name in the Alexa invocation name.



A

Amazon Alexa Sync Setup:

Select + button on top right to discover new devices.



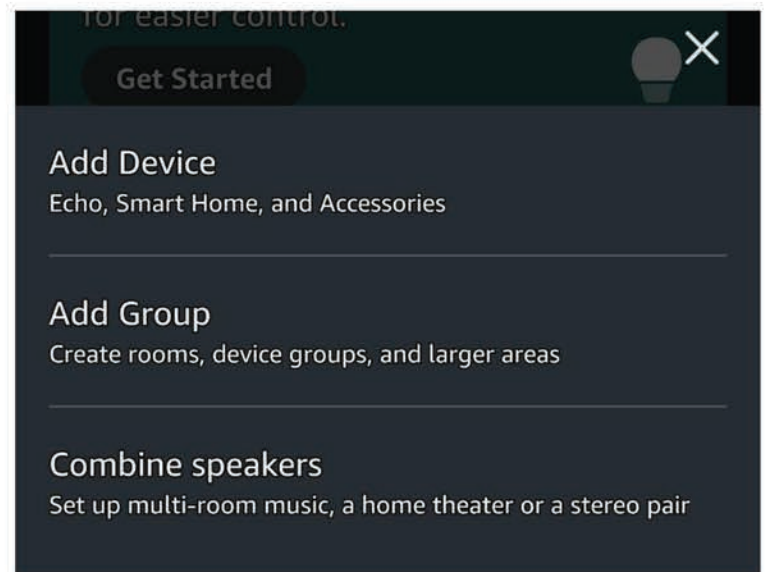
Select Later on Introduction.



Later

Get Started

Select Add Device button

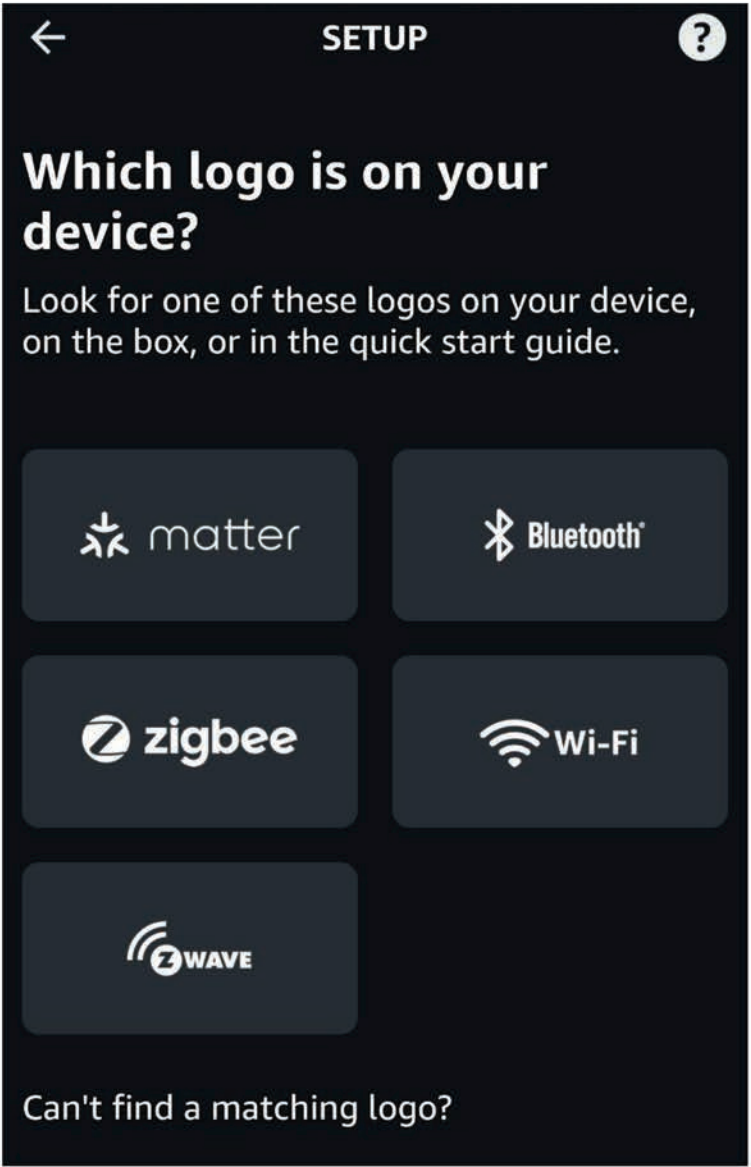


On SETUP page scroll down to bottom of list and Select Other.





Choose Wi-Fi for logo.



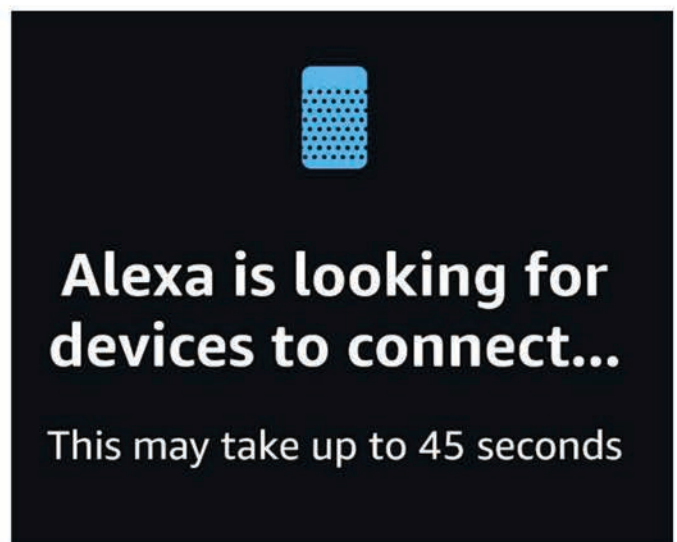
Select Discover Devices button



When you discover devices, Alexa may connect additional compatible devices in your home. You can learn about or delete these devices in device settings.

Discover Devices

Alexa will look for devices to connect. This may take up to 45 seconds.



Select Set Up Device button



1 light found and connected

Your light has been added to your Alexa account. Next, continue setting up your device.

Set Up Device

Add light to a group or Select Skip button

SETUP

Where is your light?

Add your device to a group so you can control devices together, and say things like, "Alexa, turn on the Living Room."

YOUR GROUPS

Bedroom

Skip

Add To Group

Smart Light is set up and ready to use.

Select Done button.



Smart Light is set up and ready to use

To control it, say

"Alexa, turn off Smart Light"

Done

Select Lights from Device menu.



Echo & Alexa



• Lights



Trackers



Plugs

Select Smart Light / New Device

Smart Light

• New Device

Test light Power On/Off, change Brightness level and change Color to verify all works.

